

## PRONE SURGERY TABLES & FRAMES

The color photos offered in this PDF file were obtained from the website of Orthopedic Systems, Inc.

<http://www.osiosi.com>

A PDF File containing these and other **Wilson Frame** color photos, as well as the “specifications” for that product is available at:

[http://www.osiosi.com/pdf/1\\_6\\_WilsonBro.pdf](http://www.osiosi.com/pdf/1_6_WilsonBro.pdf)

A PDF File containing these and other **Jackson Spinal Table** color photos, as well as the “specifications” for that product is available at:

[http://www.osiosi.com/pdf/1\\_2\\_Jackson.pdf](http://www.osiosi.com/pdf/1_2_Jackson.pdf)

=====

The two pages of U.S. Patent diagrams for the Jackson Spinal Table were obtained from The Free Patents Online website; the PDF file offered at:

<http://www.freepatentsonline.com/5131106.pdf>

This PDF file first posted in February, 2006.

YOURS, CHAS


(Ms. Charly D. Miller)

<http://www.charlydmiller.com>

Restraint Asphyxia Library

<http://www.charlydmiller.com/RA/RAlibrary.html>

The WILSON FRAME is a device that can be used with any kind of surgery table.



**LATERALLY  
ADJUSTABLE  
PADS**

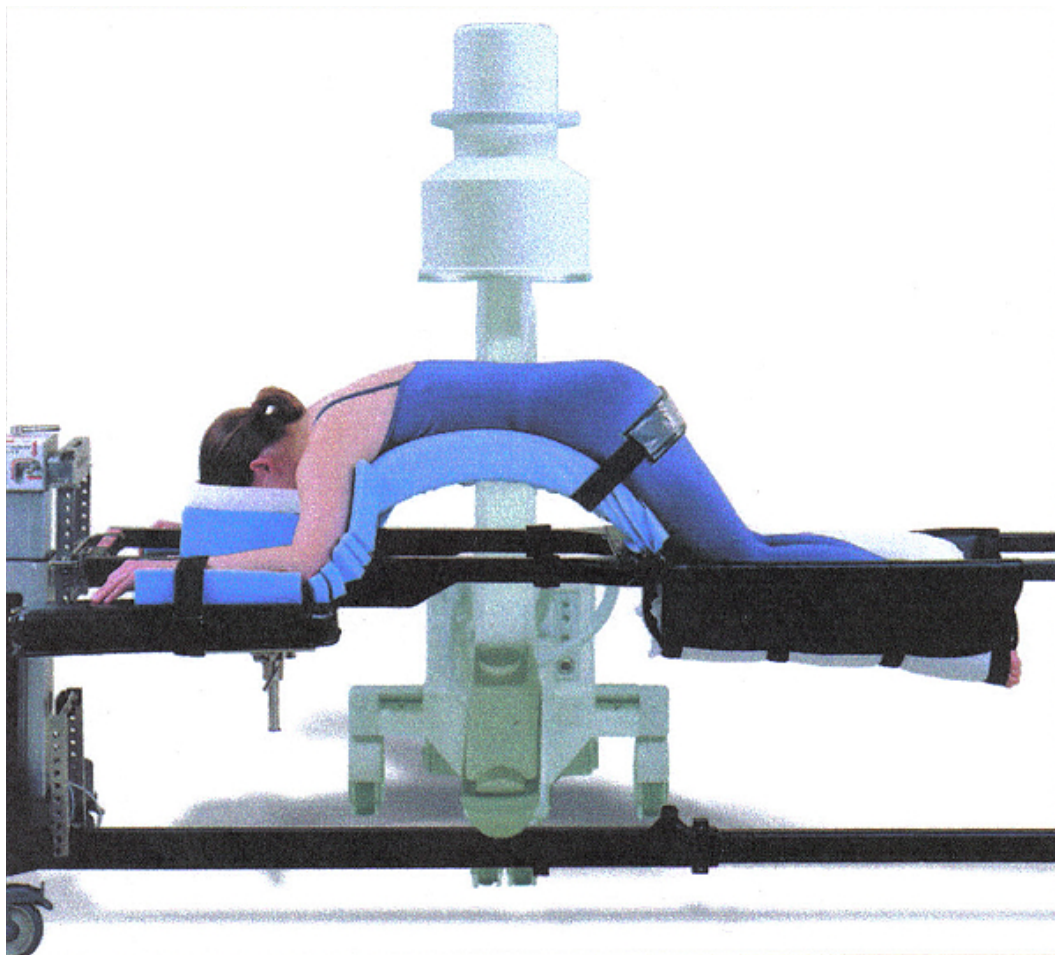


“Tapered for optimal patient comfort, two full length pads provide continuous support while adjusting laterally up to 10 inches to improve ventilation and relieve pressure on the abdomen.”



**5319G —Wilson Plus** *OSI Imaging Table shown with unrestricted C-arm Lateral View*


Above is the Wilson Frame with a standard “Imaging” surgical table.  
[I apologize for the poor-quality photo!]

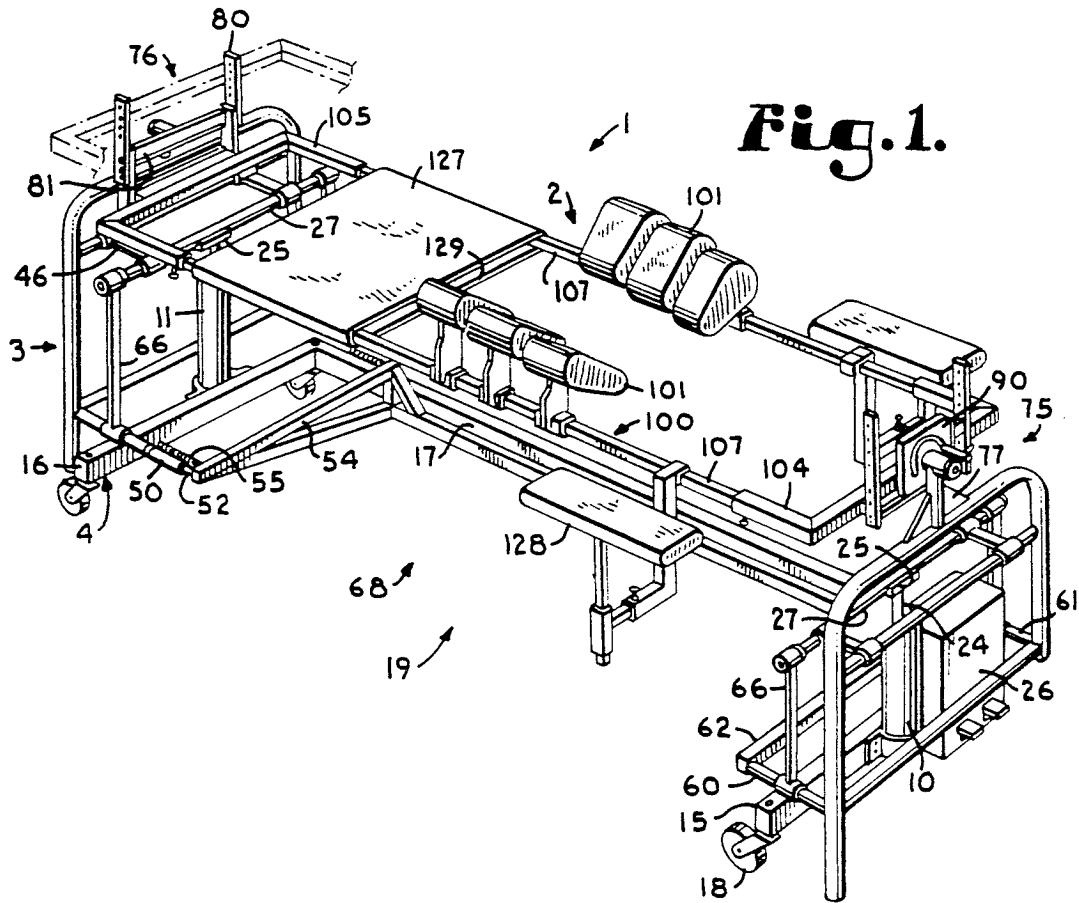


Above is the Wilson Frame combined with the Jackson Spinal Surgery Table.

=====

The JACKSON SPINAL SURGERY TABLE is Multiply Adjustable, and ROTATES!





**Fig. 2.**

